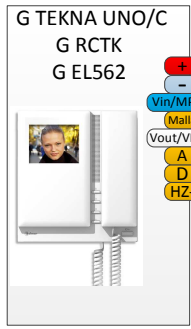
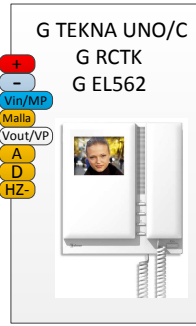

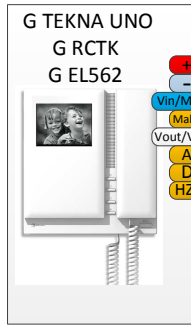


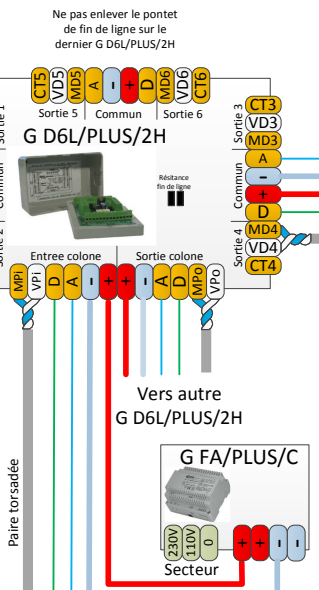
SCG-74-019



Placer G EL562 dans le moniteur en enlevant les cavaliers JP1 et R-linea au préalable.



Placer G EL562 dans le moniteur en enlevant les cavaliers JP1 et R-linea au préalable.



Positionner le pontet "VIDEO" de la platine de rue sur la position "DIFF"

Platine G TO1005... Programmée en Principale

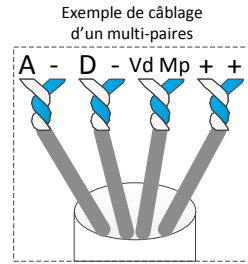
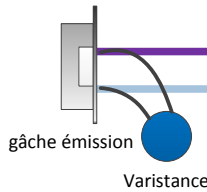
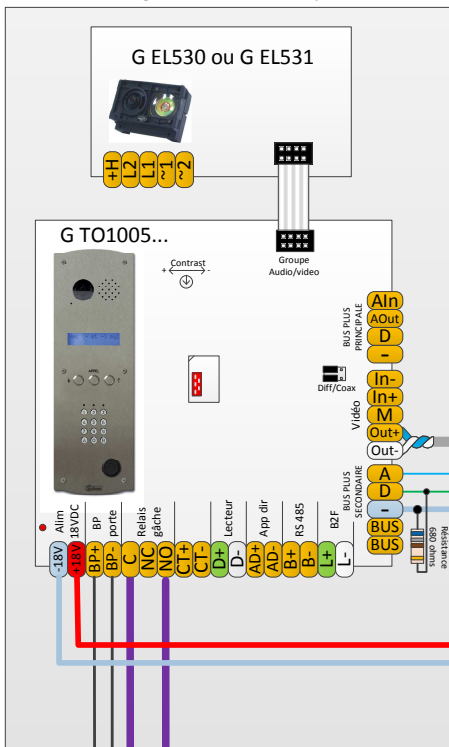
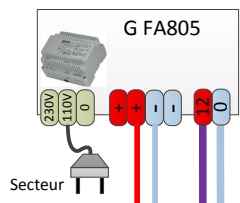


Tableau section	Section jusqu'à	
Bornes	100m	300m
+ , -	1.00mm ²	2.5mm ²
Ain, Aout, A, D	0.25mm ²	0.25mm ²
Vinout, Vinout+, Mp, Vp, MD, VD	CAT-5	CAT-5



Titre :
Platine GTO1005V/C autonome et TEKNAUNO, Gâche

Plan N° : SCG-74-019

Evicom Bitron video
2i Secteur A, 33 Allée des Pêcheurs
06700 St Laurent du Var
Fax 04 93 44 99 60 / Tel 04 93 41 75 90

Dessiné par : Nicolas Beauussy
Date : 31/03/2011